

Quote Loader System by Mike Bray & hleofxquotes

V6.0

Use at your own risk

OVERVIEW

This system has been tested on the latest release of both Moneydance 2017 and 2019.

The authors of the hleofxquotes standalone program and the Security Price/History Load extensions have combined to create an all in one solution called the Quote Loader system. This document describes this new system.

The system provides an end to end solution, obtaining quotes from a choice of two sources and entering them into the relevant History window, all from a single window within Moneydance. The system can obtain Security prices, Exchange Rates, Market indices, Cryptocurrency Rates and prices for Cryptocurrency Investments. For UK user's prices are consistent, no switching between Pence and Pounds and back again. Returned prices in Pence will be automatically converted into Pounds before they are entered into the Security History window. Quotes and/or Securities in a foreign currency are converted into Moneydances Base Currency automatically. The system delivers the last traded price, not a price history, thus it does not overwrite your existing history. It provides quotes for stocks and funds, from many stock exchanges US, Canada, UK, Europe and Australia to name but a few. The process of obtaining quotes from the selected source is fast and error free.

The system has the following advantages.

- You can see for each security, its Name and Ticker symbol.
- You can see for each security the Last Price and Price Date held in the History window.
- You can Select the Source to obtain quotes from.
- You can Get Prices for Exchange Rates and Securities or Exchange Rates only.
- You can determine if you want to get quotes for Securities you no longer hold.
- You can see each quote being returned with its New Price, Trade Date and Trade Currency.
- You can do a reality check before saving the data to Moneydance.
- You can see exactly what you are saving to Moneydance.
- You can add a New Price and Trade Date to any security that is not found.
- You can select the securities to be saved to Moneydance, all or selected prices.
- You can test a symbol before it is entered into Moneydance to check that a price can be returned.
- You can setup Auto Updating based on Daily, Weekly Quarterly, Monthly or Yearly intervals & time.

When running the Quote Loader look under HELP – ONLINE HELP for further important information before obtaining prices. There is no guarantee that the Quote Loader system will continue to operate. Factors outside the developer's control may change and the system will be unable to return quotes. **Please do not use the data obtained from the Quote Loader for commercial gain.** User's should be aware of these warnings and only use the free Quote Loader system based on the acceptance of these conditions.

A YouTube Tutorial Video can be found [here](#).

For how to set up Market Indices and/or cryptocurrencies in Moneydance see separate PDF.

Example screen of the Quote Loader interface

MoneyDance Quote Loader 3005 - Rhumba 1038 - hleofxquotes 240

Automatic Run Types: Time of Run: **At Start Up** (Securities) **Manual Only** Last Run (00/00/0000) Next: 16/01/2019 [Help]

(Currencies) **Manual Only** Last Run (00/00/0000) Next: 16/01/2019 [Export Settings]

Include zero accounts? Process Currencies Decimal Digits: **4** Export Folder: null

Select	Ticker	Exch Mod	Name	Source	Last Price	Price Date	New Price	Trade Date	Trade Currency	Volume
<input type="checkbox"/>	AAPL		Apple Inc	FT	\$153.0700	15/01/2019	0.0			
<input type="checkbox"/>	AIR	Paris	Airbus SE	FT	€81.7005	16/01/2019	0.0			
<input type="checkbox"/>	FP	Paris	Total SA	FT	€41.4664	16/01/2019	0.0			
<input type="checkbox"/>	GB0033772517	LSE	Dimensional Emerging Markets Core Equity Fund GBP Income	Yahoo	£34.7900	15/01/2019	0.0			
<input type="checkbox"/>	GB00B0CNH270		Legal & General Global Health & Pharmaceuticals Index Trust I Class Distribution	FT	£0.6341	15/01/2019	0.0			
<input type="checkbox"/>	IE00B0V9T862		PIMCO Funds: Global High Yield Bond Fund Institutional GBP Hedged Inc	FT	£5.7000	15/01/2019	0.0			
<input type="checkbox"/>	IE00B1W56S93		BlackRock iShares Pacific Index Fd Inst Acc USD	FT	£12.8181	10/01/2019	0.0			
<input type="checkbox"/>	IE00B3NLD6F0		Polar Capital Healthcare Opportunities Fd I Inc	Do not load	£33.2000	22/09/2018	0.0			
<input type="checkbox"/>	LLOY		Lloyds Banking Group plc	FT	£0.5630	16/01/2019	0.0			
<input type="checkbox"/>	PHIA		Royal Philips	FT	€27.4138	16/01/2019	0.0			
<input type="checkbox"/>	RY		Royal Bank of Canada	FT	€57.1034	15/01/2019	0.0			
<input type="checkbox"/>	VHGX		Vanguard Global Equity Fund Investor Shares	FT	\$27.4100	15/01/2019	0.0			
<input type="checkbox"/>	VOW3		Volkswagen AG	FT	€144.5800	16/01/2019	0.0			
<input type="checkbox"/>	CAD		Cur:Canadian Dollar	FT	1.7048	16/01/2019	0.0			
<input type="checkbox"/>	EUR		Cur:Euro	FT	1.1279	16/01/2019	0.0			
<input type="checkbox"/>	USD		Cur:US Dollar	FT	1.2845	16/01/2019	0.0			

Click to Select all lines Include Volume Data

[Save Selected Values] [Get Exchange Rates] [Get Prices] [Save Parameters] [Export Prices] [Close]

Table of Contents

OVERVIEW	1
EXTENSION INSTALLATION	3
INITIAL SETUP	4
OBTAINING QUOTE	5
Procedure if all Securities & Quotes are in Moneydance's Base Currency	5
Export Data.	5
Procedure if one or more Securities or Quotes are not in Moneydance's Base Currency.	6
FINDING AND USING THE CORRECT SECURITY TICKER SYMBOL.	7
Testing Ticker Symbols using the Rhumba extension	8
RETURNED PRICE IS ZERO.	8
AUTOMATIC UPDATE	8
WARNING: NON-BASE CURRENCY SECURITIES WHEN USING 2017	9

READ THE ENTIRE PDF

BEFORE ATTEMPTING TO USE THE QUOTE LOADER.

EXTENSION INSTALLATION

Uninstall the Quotes and Exchange Rates Updater extension to Prevent Conflicts!!

Make a FILE – EXPORT BACKUP in case things do not turn out as expected.

The system consists of three elements.

- ❖ Quote Loader extension, providing a user interface.
- ❖ The hleofxquotes program, used to obtain quotes.
- ❖ The Rhumba extension, a communications interface extension, to provide a communications link between the Quote Loader extension and the hleofxquotes program.

Once installed the hleofxquotes program and Rhumba extension, in use, are invisible to the user.

All parts of the system use the Java installation provided with Moneydance. A separate installation of Java is not required.

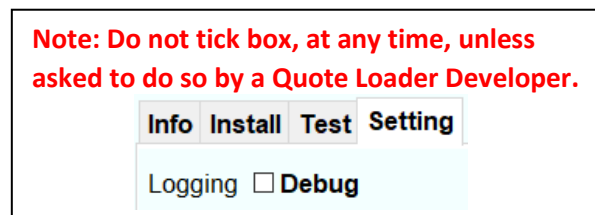
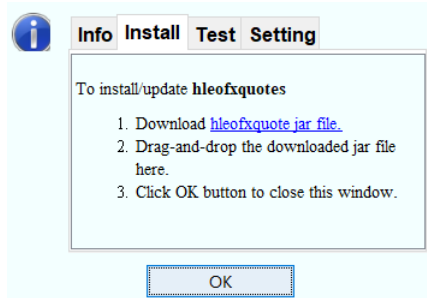
Download the two extension “securityquoteload.mxt” & “rhumba.mxt” as well as the hleofxquotes program hleOfxQuotes.jar. There are two download sites. For 2017 click [here](#) (“Mike Bray / Moneydance 2015 / Downloads” page. Don’t be put off by the 2015). For 2019 click [here](#). The downloads are not interchangeable. The pages also contain other non-related Mike Bray extensions. Don’t download the files into a folder where the files already exist. Doing so will change their names. They will not install into Moneydance.

Install the two extensions by dragging and dropping them into the Moneydance’s sidebar.

It’s safe to install both of these extensions, you can ignore the warning message.

The warning simply means that as third-party extensions they have not been reviewed and signed by Infinite Kind (Moneydance). The two developers, Mike Bray and hleofxquotes are responsible for several widely used programs. This new Quote Loader system has been tested by a number of experienced Moneydance users without any problems.

Run the Rhumba extension from EXTENSIONS to give.



Drag and Drop the hleofxquotes program, hleofxquote.jar, into the window to install and click OK.

No need to run the hleofxquotes program, it runs when required invisible to the user. The same applies the Rhumba extension under EXTENSIONS.

When you run Quote Loader you should see the build numbers of the different elements displayed top left of the Quote Loader window.

If the installation is incorrect, after up to a 10 second delay you will get a Warning message.

Note: Use the Grab and Drop process outlined above to update any element of the system.
No need to uninstall the old build first.

If both “hleOfxQuotes.jar” and “rhumba.mxt” are updated, install “hleOfxQuotes.jar” first.

IMPORTANT: After first installation or after updating one of the elements restart Moneydance.

INITIAL SETUP

Make a FILE – EXPORT BACKUP in case things do not turn out as expected.

Start the extension by selecting “Quote Loader” under EXTENSIONS to give.

MoneyDance Quote Loader 3005 - Rhumba 1038 - hieofxquotes 240

Automatic Run Types: Automatic Run Types Time of Run: **At Start Up** (Securities) **Manual Only** Last Run (00/00/0000) Next: 16/01/2019 Help

(Currencies) **Manual Only** Last Run (00/00/0000) Next: 16/01/2019 Export Settings

Include zero accounts? Process Currencies Decimal Digits: **4** Export Folder: null

Select	Ticker	Exch Mod	Name	Source	Last Price	Price Date	New Price	Trade Date	Trade Currency	Volume
<input type="checkbox"/>	AAPL		Apple Inc	FT	\$153.0700	15/01/2019	0.0			
<input type="checkbox"/>	AIR	Paris	Airbus SE	FT	£81.7005	16/01/2019	0.0			
<input type="checkbox"/>	FP	Paris	Total SA	FT	£41.4664	16/01/2019	0.0			
<input type="checkbox"/>	GB0033772517	LSE	Dimensional Emerging Markets Core Equity Fund GBP Income	Yahoo	£34.7900	15/01/2019	0.0			
<input type="checkbox"/>	GB00B0CNH270		Legal & General Global Health & Pharmaceuticals Index Trust I Class Distribution	FT	£0.6341	15/01/2019	0.0			
<input type="checkbox"/>	IE00B0V9T862		PIMCO Funds: Global High Yield Bond Fund Institutional GBP Hedged Inc	FT	£5.7000	15/01/2019	0.0			
<input type="checkbox"/>	IE00B1W56S93		BlackRock iShares Pacific Index Fd Inst Acc USD	FT	£12.8181	10/01/2019	0.0			
<input type="checkbox"/>	IE00B3NLDF60		Polar Capital Healthcare Opportunities Fd I Inc	Do not load	£33.2000	22/09/2018	0.0			
<input type="checkbox"/>	LLOY		Lloyds Banking Group plc	FT	£0.5630	16/01/2019	0.0			
<input type="checkbox"/>	PHIA		Royal Philips	FT	£27.4138	16/01/2019	0.0			
<input type="checkbox"/>	RY		Royal Bank of Canada	FT	£57.1034	15/01/2019	0.0			
<input type="checkbox"/>	VHGEX		Vanguard Global Equity Fund Investor Shares	FT	\$27.4100	15/01/2019	0.0			
<input type="checkbox"/>	VOW3		Volkswagen AG	FT	€144.5800	16/01/2019	0.0			
<input type="checkbox"/>	CAD		Cur.Canadian Dollar	FT	1.7048	16/01/2019	0.0			
<input type="checkbox"/>	EUR		Cur.Euro	FT	1.1279	16/01/2019	0.0			
<input type="checkbox"/>	USD		Cur.US Dollar	FT	1.2845	16/01/2019	0.0			

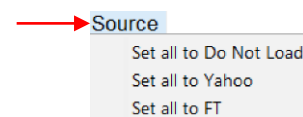
Click to Select all lines Include Volume Data

6 Save Selected Values Get Exchange Rates Get Prices **7** Save Parameters Export Prices Close

NOTE: Mouse hover over a button or most tick boxes to display help tips.

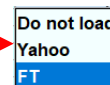
- If “Include zero accounts?” box is ticked then:
 - If a security is assigned to an investment account but has a zero balance then it will appear whether or not it is listed in the Stock Prices section on the Summary Page.
 - If a security is not assigned to an investment account then it will only appear if it is listed in the Stock Prices section on the Summary Page.
- If you wish to update currency exchange rates tick “Process Currencies”. For a currency to be listed under “Ticker” symbols it must be selected in Moneydance to “Show on summary page” under TOOLS – CURRENCIES select currency - EDIT.
- Most securities and currencies are quoted in no more than 4 decimal places but cryptocurrencies require up to 8. Use the “Decimal Digit” dropdown to select the number of decimal places returned.
- In the “source” column change the default “Do not load” as required by selecting a quote source.

Right click (ctrl-click for Mac) on Source heading to open a popup. Select the most used Source.



Then to change an individual source. Click in a

source box and use a dropdown to make a selection.



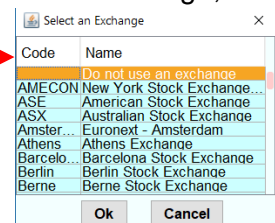
If you not sure what source to select see [here](#).

- In the “Exch Mod” column, if required, change the default, Blank-Do not use an exchange, selection.

Click in an Exch Mod box to open a popup.

Select the Exchange were the Security is traded and click OK.

If you not sure what Exchange to select see [here](#).



- If you wish to update trade Volumes tick “Include Volume Data” box.

- Click “Save Parameters”, OK. The next time you open the extension all the selection will be remembered.

OBTAINING QUOTE

Make a FILE – EXPORT BACKUP in case things do not turn out as expected.

If not already running start the extension by selecting “Quote Loader” under EXTENSIONS to give.

The screenshot shows the Moneydance Quote Loader window. At the top, there are settings for Automatic Run Types (At Start Up), Time of Run, and Security/Currency selection (Manual Only). Below this is a table of securities with columns for Select, Ticker, Exch Mod, Name, Source, Last Price, Price Date, New Price, Trade Date, Trade Currency, and Volume. A progress bar at the bottom indicates 66% completion. A status bar at the very bottom shows the quote data for AAPL: AAPL,216.16,USD.

3 Do not tick until step 3.

4

1

5

Progress Bar may pause. This is normal.

The Moneydance Status Bar at the bottom of the main Moneydance window display the quote data as it is obtained
 ||| AAPL,216.16,USD

Status of obtaining quotes in indicated by colour.
 ➤ Yellow-Being obtained.
 ➤ Green-Obtained.
 ➤ Original colour-Do not load.
 ➤ Red-Not found.

Procedure if all Securities & Quotes are in Moneydance’s Base Currency

1. Click “Get Prices” button and when progress bar reaches 100% click OK.
2. If security is returned in Red or original colour, with a zero price, see [here](#)
3. Tick the “Click to Select all lines” box or individual tick boxes to Select the values to be saved.
4. Click “Save selected values”, click OK button OR click “Close” to cancel Save.
5. Close the window.

Note: To obtain exchange rate only, tick Process Currencies, set Source for currencies and click Get Exchange Rates.

Export Data.

If you so require you can export the data obtained to a CSV file. The menu EXPORT ON SAVE, EXPORT ON AUTO RUN (tick as required) and CHOOSE FOLDER for the exported CSV file.

Or you can use the **Export Prices** button once you have chosen a folder and made a selection of the lines to be saved. Note: Export Prices button does not save data to Moneydance.

File name format is priceexportyyyymmddhhmmss.csv

The dialog box has three options: Export on Save, Export on Auto Run, and Choose Folder.

allows you to

	A	B	C	D	E
1	Ticker	Name	Price	Date	Volume
2	AAPL	Apple Inc	120.4072117	16/01/2019	173710
3	AIR	Airbus SE	80.41766215	17/01/2019	551260
4	LLOY	Lloyds Banking Group plc	0.561	17/01/2019	59450000
5	PHIA	Royal Philips	27.34271303	17/01/2019	619230
6	CAD	Canadian Dollar	1.7164	17/01/2019	0
7	EUR	Euro	1.1322	17/01/2019	0
8	USD	US Dollar	1.2911	17/01/2019	0

File Format

Note: The decimal separator used in the CSV file is always a “.” period.

Procedure if one or more Securities or Quotes are not in Moneydance's Base Currency.

- A. If Moneydance Base Currency is different from one or more securities/quote source currencies.

Example: Base Currency GBP. The security Volkswagen in TOOLS–SECURITIES–Volkswagen set to Euro.

Quote for Volkswagen obtained from the source are in Euro's.

Ticker	Exch Mod	Name	Source	Last Price	Price Date	New Price	Trade Date	Trade Currency
VOW3		Volkswagen ...	FT	€137.1200	12/09/2018	144.0000	14/09/2018	EUR

- B. If one or more quotes are not in the currency of the security set in Moneydance.

Example The security BlackRock... In TOOLS–SECURITIES–BlackRock.. set to GBP. Quote for BlackRock.. obtained from the source are in USD. Base Currency is GBP.

Ticker	Exch Mod	Name	Source	Last Price	Price Date	New Price	Trade Date	Trade Currency
IE00B1W56S93		BlackRock i...	FT	£12.7065	11/09/2018	12.8601	13/09/2018	USD(16.7400)

Note: Currency difference £ symbol in Last Price column and Source value in USD in Trade Currency Column.

For the correct prices to be entered into Moneydance the process is in two stages.

- First stage.
Obtain and save the exchange rates.
In these example EUR and USD. In case A the exchange rate is used to convert the price in the History window to the Base Currency used in other areas of Moneydance. In case B the exchange rate is used in the second stage to convert the source quote price into the Base Currency before entering the value into the New Price column. In the BlackRock.. example the New Price will be converted from USD to GBP using the Last Price USD exchange rate.
- Second stage.
Obtain and save quotes.

Currency conversion. The process involves using an exchange rate to perform a currency conversion. For each security the system tries to use the exchange rate date that is the same as the security Trade Date. If this does not exist it looks into the past to find the first available exchange rate. This works well unless the exchange rate it finds is so out of date as to result in an inaccurate currency conversion. Regularly updating the exchange rate or at least the days prior to updating security price cut out errors.

Alternatively, on the completion of step a. you can do the following. Check the results to see if the Trade Date for any of the securities are older than the Trade Date for the related exchange rate. If yes, double click on the exchange rate Trade Date to enter the edit mode. Edit the Trade Date to equal the oldest Security Trade Date. Note: Clicking again in the edit mode will open a calendar. If you wish to remove the small conversion error that could exist you can edit the New Price exchange rate using one obtained on the web for that Trade Date.

The process steps are as follows: -

- Click "Get Prices" button. When process is complete click OK.
- Tick the boxes to select the exchange rates to be saved.
- Click "Save selected values" button, click OK.
- Click "Get Prices" button. When process is complete click OK.
- If security is returned in Red or original colour, with a zero price, see [here](#)
- Tick Select All box or individual tick boxes to select the values to be saved. It's OK to enter exchange rates again.
- Click "Save selected values" button.

FINDING AND USING THE CORRECT SECURITY TICKER SYMBOL.

The first step is to determine which source you intend to use to obtain a quote for each security. It's possible one source will cover all your needs. Or it could be you need to use both sources to find quotes for all your securities.

Ticker symbols are unique within an exchange, but are not unique across all exchanges. For example, WBC is a valid Ticker symbol and both sources will return the same price, the price for WABCO Holdings. However, WBC is also the Ticker symbol for Westpac Banking Corp. and this company is traded on a number of stock exchanges, including Australia, New Zealand and various European Exchanges, each trading in a local currency. So, in such cases you must check that the Trade Currency and Price returned matches your expectations and if necessary add an exchange code or select an exchange that results in the required outcome.

The Ticker symbol and stock exchange separator is “.” for Yahoo and “:” for FT. FT also supports some Yahoo “.” exchange codes.

Example. Apple Inc does not require an exchange code just use “APPL” for both sources. Airbus requires a “.PA” (AIR.PA) when the source is Yahoo, but a “:PAR” for FT (AIR:PAR). FT also supports (AIR.PA).

To help you determine the correct Ticker symbol and if required exchange code use

<https://markets.ft.com/data/equities>

<https://uk.finance.yahoo.com/lookup>

In both cases enter the security name or the Ticker symbol itself, start without the Ticker symbol alone, to determine if it is recognised and if it requires an exchange code.

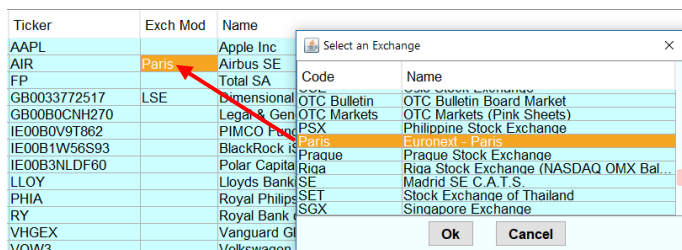
There are two ways the handle exchange codes.

1. When a source requires that the Ticker symbols has an exchange code enter then both under Moneydance TOOLS – SECURITIES. Example, if you have decided to use FT enter AIR:PAR or for Yahoo AIR.PA. Then set Exch Mod box to Blank - Do not use an exchange.
2. A more flexible approach is to only include the Ticker symbol under TOOLS – SECURITIES and use the Exch Mod column to add the exchange code automatically to the Ticker symbol. This way when you change sources the exchange code is changed automatically. There is no need to change the Ticker symbol under TOOLS – SECURITIES.

Clicking in an Exch Mod box open an exchange selection menu. Click OK once a selection is made.

Right click (ctrl-click for Mac) on an Exch Mod box to open a menu. One of the selections is “Set all exchanges to”. In the example this is Paris. Clicking on this sets all securities to have the Exch Mod of Paris.

You can then set any individual securities Exch Mod box to the required exchange by clicking its box.



Ticker	Exch Mod	Name	Source
AAPL		Apple Inc	FT
AIR	Paris	Airbus SE	FT
FP		Total SA	FT
GB0033772517	LSE	Dimensional	Yahoo
GB00B0CNH270		Legal & Gen	FT
IE00B0V9T862		PIMCO Fung	FT
IE00B1W56S93		BlackRock i	FT
IE00B3NLD60		Polar Capital	FT
LLOY		Lloyds Bank	FT
PHIA		Royal Philips	FT
RY		Royal Bank	FT
VHGX		Vanguard G	FT
VOW3		Volkswagen	FT

To Test or Copy the Ticker symbol plus exchange code, if any, right click (ctrl-click for Mac) on an Exch Mod box and then click as required.

Be aware for a given security there are cases where the Ticker symbol changes, so to change sources you will still have to edit the Ticker symbol under TOOLS – SECURITIES. For securities that use the ISIN identifier e.g. GB0033772517 the two sources handle them differently. For FT select Blank - Do not use an exchange. For Yahoo select the appropriate exchange.

Testing Ticker Symbols using the Rhumba extension

This feature allows the user to test a Ticker Symbol before it is entered under TOOLS – SECURITIES – “+”

Run Rhumba under EXTENSIONS and click on TEST.

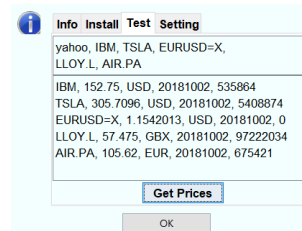
The top window shows a set of example Ticker Symbols which you can edited.

You can only test one source at a time.

You can use more than one line. NOTE: Comma at end of line.

If the source requires a exchange symbol add at end. e.g. LLOY.L, AIR.PA

For currencies use the format, FT use GBPUSD, for Yahoo use GBPUSD=X



After click Get Prices.
Ticker, Price, Currency,
Date, Volume.

RETURNED PRICE IS ZERO.

There could be two reasons why a quote is returned as a zero.

1. The Ticker symbol for the quote is incorrect for the quote source used. See [here](#).
2. Neither quote source supports the quote or you have selected “Do not load quote”. In these cases, you will need to obtain a price from another source and enter it manually in to the associated “New Price” box. Double click on the box. Swipe over the existing value and enter the new value and press Enter. Then enter a Trade Date in the next box. Default date is today's date, edit as required. Note: Clicking again in the edit mode will open a calendar. Return to [here](#).

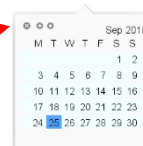
AUTOMATIC UPDATE

This feature will update your exchange rates and securities in the background without the need to open the Quote Loader extension. You can set the frequency of updates independently for exchange rates and Securities. Updates can be set to Daily, Weekly, Monthly, Quarterly or Yearly. You can use the associated calendar to set first day/date as appropriate. You can set the automatic update run at a specified time or just at start-up. A “Time of Run” Automatic Update will occur on the due date whilst Moneydance is open. On automatic update you will notice the update occurring in the background by quotes appearing in the status line at the bottom of the Moneydance window. If on opening Moneydance it is detected you have missed a due date/time the update will start. The Next Run date will increment after each update. The parameters used for the updates are those you saved when clicking the Save Parameter button. Before using this feature make sure you are happy with the quotes you are getting when using the Get Prices button, you want get to check the values that will be saved in automatic operation. If there is an error obtaining quote a message appears and the offending Price Date turns red with an asterisk. If you have securities or quotes that are not in the Base Currency then to prevent currency conversion errors it's a good idea to set currency updates to daily. For background read the paragraph Currency conversion [here](#).

RUN TYPE DROPDOWN

DAILY

Daily Last Run (24/09/2018) Next 25/09/2018



Click in box to open the calendar to set the start date.

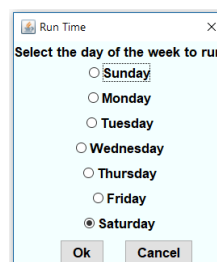
Results in the message “Set the ‘Next Run Date’ you wish Automatic Running to start. It will run daily from then on.

WEEKLY

Weekly Last Run (24/09/2018) Next 29/09/2018

Results in the “Select the day of the week to run” window opening.

Make a selection and Click OK.



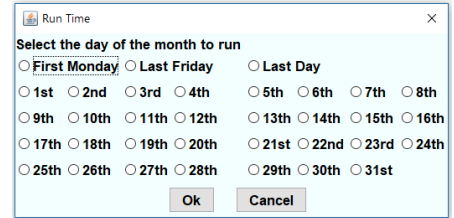
Click in the Next date box to open a calendar and select the date you wish Automatic Running to start. The selection should be the same day of the week.

MONTHLY

Monthly  Last Run (24/09/2018) Next 30/09/2018

Results in the “Select the day of the month to run” window opening.


Make a selection and Click OK.



Click in the Next date box to open a calendar and select the date you wish Automatic Running to start. The selection should be the same date.

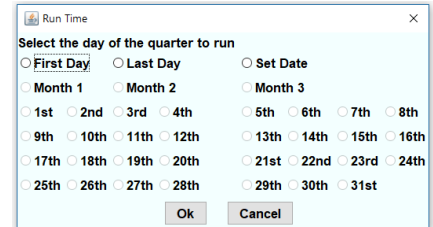
If there are insufficient days in a month, e.g. you set the date to 30th and run it in February, the last day of the month will be used.

QUARTERLY

Quarterly  Last Run (24/09/2018) Next 01/10/2018

Results in the “Select the day of the quarter to run” window opening.

Make a selection and Click OK.



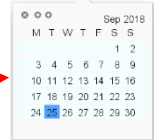
Click in the Next date box to open a calendar and select the date you wish Automatic Running to start. The selection should be the same date within a quarter.

If there are insufficient days in a month, e.g. you set the date to 30th and run it in February, the last day of the month will be used.

YEARLY

Yearly  Last Run (24/09/2018) Next 01/10/2018

Click in box to open the calendar to set the start date.



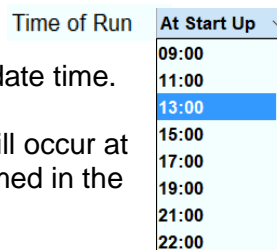
Results in the message “Set the ‘Next Run Date’ to the date you wish Automatic Running to start.

It will run on the same day each year.

UPDATE TIME

Click on “Time of Run” dropdown and select update time.

With Moneydance open an Automatic Update will occur at the set time or At Start Up on the date programmed in the selections above.



If Moneydance is opened and the due Time of Run, on the due date has passed, Automatic Update will start.

WARNING: NON-BASE CURRENCY SECURITIES WHEN USING 2017

The following has been fixed in Moneydance 2019.

For Non-Base Currency Securities do not update any Dated Currency Exchange Rates of the associated currency that coincide with the date of a Dated Security Price in the Security Price History window.

To do so will change the value of the Dated Security Price.” e.g. Base Currency GBP, Security Currency USD. In the Securities Price History window and the Currency History window there will be an entry with the same date. If you import a new exchange rate or manually edit the rate for that date, the security price for that date will change. This should not happen. The new exchange rate results in no change to the resulting base currency Security value for the same date. All reports associated with the security in the base currency for the same date remain the same. This is incorrect, they should change based on the updated exchange rate for that date. If you do change an exchange rate you will need to manually change the related security price for that date. This warning sound complex. The bottom line is unless you really have to don't in any way update an existing dated exchange rate that coincides with a security in the same currency updated on the same date.