

hleofxquotes Program used with Moneydance, Created to hleofxquotes the Developer.

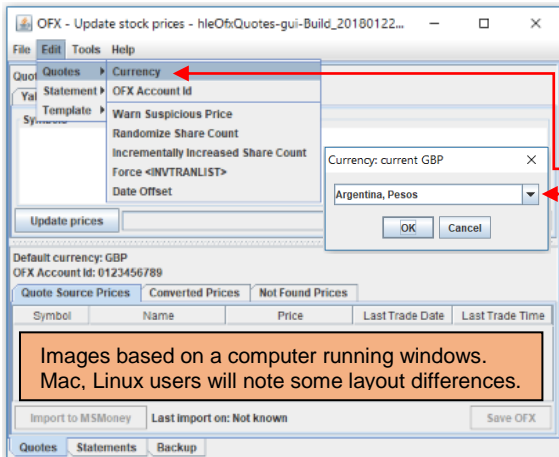
Always do a FILE – EXPORT BACKUP before you follow this procedure

At your own risk - BUILD 209

Like Moneydance this program is based on Java. Unlike Moneydance Java is not imbedded in the program. You need Java 1.8 or above on your computer. As required update or install Java from <https://www.java.com>

Download a copy of the program “hleOfxQuotes-gui-Build_20180723_209.zip” from the developers site [here](#). Unzip the program to give hleOfxQuotes-gui-Build_20180723_209-exec.jar Create a short cut on your Desk Top.

Quick Start Guide



First Setup

1. Run the program, double click to give.
2. Set Default Currency under EDIT – QUOTES – CURRENCY using dropdown. Not listed, type in 3-digit alphabetic Currency Codes to ISO 42173 see [here](#) e.g. Denmark Krone type “DKK”
3. For countries that use a Comma “,” as a Decimal Separator, see [here](#)
4. Enter your Symbol in the “Symbols” Window. Try both tabs to see which works best for you.
5. Click “Update prices”.

Running the program next time.

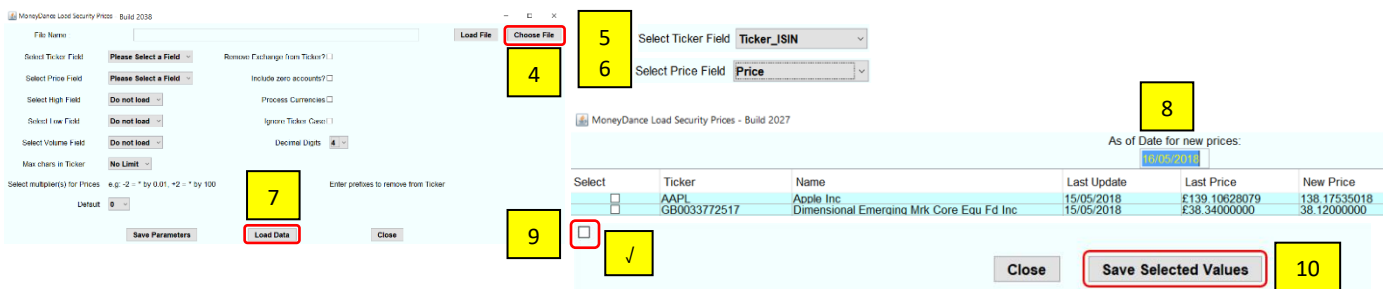
1. Run the program, double click.
2. Click “Update prices”.

Less than 60 seconds to update your security prices and enter them into Moneydance

Entering Quoted Prices into Moneydance

1. Export the data as a CSV file. Right click on any of the lines in the “Quote Sources Price” window and select MD – SAVE CSV to export all quotes.
2. Install extension “securitypriceload.mxt” from [here](#) by dragging and dropping it into Moneydances sidebar. It’s safe to install and you can ignore the warning message.
3. Open the “Security Price Loader” extension under EXTENSIONS to give.

I you want to import the data into Moneydance I would recommend doing a FILE – EXPORT BACKUP of your data set in Moneydance in case thing don’t turn out as expected.



Contents

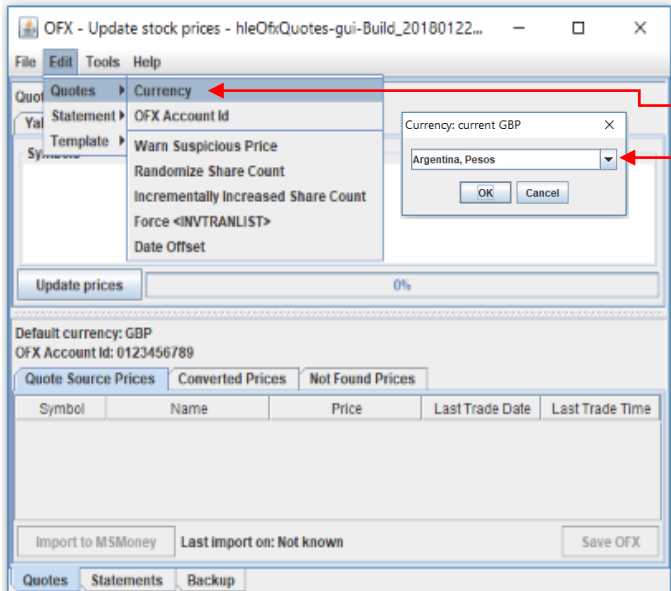
Quick Start Guide	1
Detailed Guide and Advanced Features	2
Introduction	2
Currency Attributes – Foreign Currency Quotes – Handling Pence and Pound Quotes	3
There are two methods of entering data into Moneydance.....	3
The “Security Price Loader” Method.	4
QIF File Method.....	4
Obtaining Security Symbols from Moneydance	5
Setting the Decimal Place range	5
Additional Setup for User Whose Decimal Separator is a Comma “,” Instead of a Period “.”.....	5

Detailed Guide and Advanced Features

Introduction

This free stand-alone program was originally developed to help out users of MS Money when Microsoft stopped supporting that product. The developer has adapted it to work with Moneydance and is actively supporting the program. This build, is very stable and the quotes very consistent. No strange prices. The program delivers the last traded price, not a price history, thus it does not overwrite your existing history. It provides quotes for stocks & funds, from many stock exchanges US, Canada, UK, Europe and Australia to name but a few. The program is in java, like Moneydance and thus runs on Windows, Mac and Linux computers. Only the feature that relate to Moneydance will be covered, those relating to MS Money will be ignored.

All screen shots are taken from a Windows PC and will look different on a Mac or Linux computer.



Setup

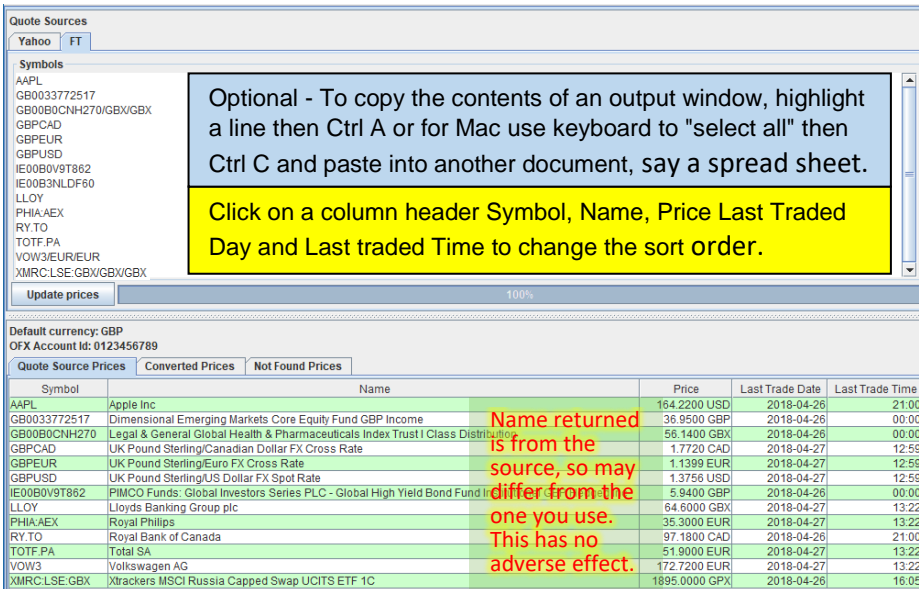
1. Run the program, double click to give.
2. Set Default Currency under EDIT – QUOTES CURRENCY using dropdown. Not listed, type in 3-digit alphabetic Currency Codes to ISO 42173, see [here](#)
3. For countries that use a Comma “,” as a Decimal Separator, see [here](#)

Remember this program was developed for MS Money so I will only cover the feature relevant to Moneydance. Select a “Quote Sources” above the Symbols window. Try both to see which works best for you.

Example of symbols
 GB00BY7S9L81
 IE00BSJCJ493
 LU1251111065
 IFFF:LSE:GBX
 TKAX:GER
 F0CAN05UZ4.TO

The data returned is for the last traded date, not a history. It can be imported into Moneydance, updating the current price and adding a dated price in each security history window.

Enter the symbols in the symbol window. You can type them in. Right click in the symbol window and select EDIT – PASTE, pasting a copied list or FILE – OPEN to open a text file containing a symbol list. If the list is imported from a text file it can be turned into a readable list by right clicking in the symbol window and selecting EDIT - CLEAN UP. You can save the list by right clicking in the symbol window, selecting FILE–SAVE AS. SAVE, saves to internal storage. Click on “Update Prices” and watch the progress bar. When complete, the symbols that it was possible to find a quote for are displaced in the “Quote Source Prices” window. See below.



The biggest problem is often finding the correct symbol to use. e.g. APPLY does not require an exchange extension “APPL”, Lloyds Bank requires “LLOY.L” in the first tab, but only “LLOY” in the second and Airbus “AIR.PA” in the first tab, but “AIR:PAR” in the second. The symbol and stock exchange separator can sometimes be a “.” or a “:”

Check out these two quote sources and try them in the appropriate tab.
<https://markets.ft.com/data/equities>
<https://uk.finance.yahoo.com/lookup>

Quote lookup

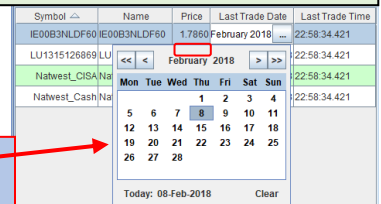
Search for symbols or companies: AAPL, GOOG, DIS

In both cases enter the security name or the symbol itself to determine if it is recognised and if it requires an exchange extension. Some securities are quoted on more than one stock exchange.

Any symbols that do not return a quote are listed under the “Not Found Prices” tab.

Symbol	Name	Price	Last Trade Date	Last Trade Time
IE00B3NLD60	IE00B3NLD60	0.0000	12/31/2017	12:46PM

Click relevant box to Edit “Price” and “Last Traded Date”. For date a calendar will appear. This allows manual entry from another source. These entries will be included in the exported files.



Currency Attributes – Foreign Currency Quotes – Handling Pence and Pound Quotes

Any quote price in a foreign currency will be converted to the default currency. For this to work you must enter a request for an exchange rate. e.g. default currency Pounds, foreign currency USD, enter this attribute GBPUSD in a separate line in the symbol window. To prevent a conversion of a quote price in a foreign currency to the default currency add a conversion attribute to the symbol. e.g. with a default currency of Pounds and the symbol quote price in USD add the conversion attribute /USD/USD. In the case of AAPL this would give AAPL/USD/USD. With a default currency of Pounds to prevent a Pence quote being converted to Pounds add /GBX/GBX. To obtain other exchange rates just add the default currency followed by the foreign currency on a separate line.eg. GBPEUR.

Note to return an exchange rate using Yahoo a “=X” must be added to the attribute e.g. GBPUSD=X

To increase the accuracy of exchange rates you can set the decimal place range settings [here](#)

Also see separate PDF “hleofxquotes Program used with Moneydance Cryptocurrencies and Market Indices”.

Quote Sources

Yahoo FT

Symbols

AAPL
GB0033772517
GB00B0CNH270/GBX/GBX★
GBPCAD
GBPEUR
GBPUSD
IE00B0V9T862
IE00B3NLD6F0
LLOY
PHIA:AEX
RY.TO
TOTF.PA
TOTF.PA★
VOW3/EUR/EUR★
XMRC:LSE:GBX/GBX/GBX★

Symbol	Name	Price	Last Trade Date	Last Trade Time
AAPL	Apple Inc	119.4947 GBP	2018-04-06	21:15
GB0033772517	Dimensional Emerging Markets Core Equity Fund GBP Income	37.5200 GBP	2018-04-06	00:00
GB00B0CNH270	Legal & General Global Health & Pharmaceuticals Index Trust I Class Distribution	0.5554 GBP	2018-04-06	00:00
GBPCAD	UK Pound Sterling/Canadian Dollar FX Cross Rate	1.8005 CAD	2018-04-06	22:11
GBPEUR	UK Pound Sterling/Euro FX Cross Rate	1.1470 EUR	2018-04-06	22:11
GBPUSD	UK Pound Sterling/US Dollar FX Spot Rate	1.4091 USD	2018-04-06	22:11
IE00B0V9T862	PIMCO Funds: Global Investors Series PLC - Global High Yield Bond Fund Institutional GBP Hedged Inc	5.9300 GBP	2018-04-06	00:00
LLOY	Lloyds Banking Group plc	0.6632 GBP	2018-04-06	16:35
PHIA:AEX	Royal Philips	27.5240 GBP	2018-04-06	16:36
RY.TO	Royal Bank of Canada	54.0405 GBP	2018-04-06	21:23
TOTF.PA	Total SA	42.2668 GBP	2018-04-06	16:36
VOW3	Volkswagen AG	165.0000 EUR	2018-04-06	16:35
XMRC:LSE:GBX	Xtrackers MSCI Russia Capped Swap UCITS ETF 1C	2025.2500 GBX	2018-04-06	16:22

Update prices 100%

Default currency: GBP
OFX Account Id: 0123456789

Quote Source Prices Converted Prices Not Found Prices

Right click any of the lines to export all quotes to a file.

Symbol	Name	Price	Last Trade Date	Last Trade Time
AAPL	Apple Inc	164.2200 USD	2018-04-26	21:00
GB0033772517	Dimensional Emerging Markets Core Equity Fund GBP Income	36.9500 GBP	2018-04-26	00:00
GB00B0CNH270	Legal & General Global Health & Pharmaceuticals Index Trust I Class Distribution	56.1400 GBX	2018-04-26	00:00
GBPCAD	UK Pound Sterling/Canadian Dollar FX Cross Rate	1.7720 CAD	2018-04-27	12:59
GBPEUR	UK Pound Sterling/Euro FX Cross Rate	1.1399 EUR	2018-04-27	12:59
GBPUSD	UK Pound Sterling/US Dollar FX Spot Rate	1.3756 USD	2018-04-27	12:59
IE00B0V9T862	PIMCO Funds: Global Investors Series PLC - Global High Yield Bond Fund Institutional GBP Hedged Inc	5.9400 GBP	2018-04-26	00:00
LLOY	Lloyds Banking Group plc	64.6000 GBX	2018-04-27	13:22
PHIA:AEX	Royal Philips	35.3000 EUR	2018-04-27	13:22
RY.TO	Royal Bank of Canada	97.1800 CAD	2018-04-26	21:00
TOTF.PA	Total SA	51.9000 EUR	2018-04-27	13:22
VOW3	Volkswagen AG	172.7200 EUR	2018-04-27	13:22
XMRC:LSE:GBX	Xtrackers MSCI Russia Capped Swap UCITS ETF 1C	1895.0000 GPX	2018-04-26	16:05

The above example default currency is Pounds. All prices are in/converted to Pounds except ★ which remains in Pence and ☆ which remains in Euros. However, the program will work just as well for other default currencies. With a default currency of USD use attributes such as /CAD/CAD, /EURO/EURO to prevent conversion. When conversion is required add an exchange rate attribute as appropriate CADUSD, EURUSD, GPBUSD on separate lines. Any mix of default currencies and exchange rates attributes should work.

Before importing data do a FILE – EXPORT BACKUP in Moneydance in case thing don't turn out as expected.

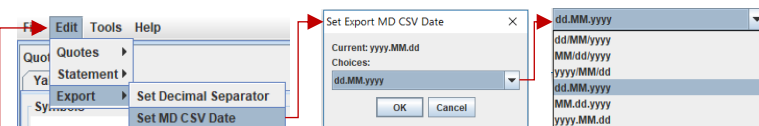
There are three methods of entering data into Moneydance.

- Third-party extension “Security Price Loader” from Mike Bray.
- Third-party extension “Security History Loader” from Mike Bray.
- By directly importing a QIF file into Moneydance.

The advantage of Mikes extensions is that you can also import exchange rates. Currency must be selected in Moneydance to “Show on summary page” under TOOLS – CURRENCIES select currency - EDIT. To enter all quote using the same date into the security history windows use the Security Price Loader.

If you want to enter the quotes using the Last Traded Date use the Security History Loader. For the later, CSV Date format must be set the same as used in Moneydance.

For import to work a security with the same symbol must exist in Moneydance. If the Moneydance and quote source symbols are different enter the following.
“MoneydanceSymbol/QuoteSourceSymbol”
e.g. LLOY in Moneydance and LLOY.L required by source, use LLOY/LLOY.L in Symbols tab. (Result in “Converted Prices” tab “LLOY”). You can still add conversion attribute. e.g. LLOY/LLOY.L/GBX/GBX



With the QIF method the date is the date returned as can be seen in the “Last Traded Date” column.

The “Security Price Loader/Security History Loader” Method.

Export the data as a CSV file. Right click on any of the lines in the “Quote Sources Price” window and select MD - SAVE CSV to export all quotes. CSV name setting see Edit- Export – Set MD CSV Include Quote Source Name. Download and install Mikes extension “securitypriceload.mxt” and/or “securityhistoryload.mxt” from [here](#) and drag and drop into Moneydances sidebar or by clicking on EXTENSIONS - MANAGE EXTENSIONS - ADD FROM FILE. It’s safe to install and you can ignore the warning message. Testing performed on extension builds 2038.

Open the “Security Price Loader” or “Security History Loader” extension under EXTENSIONS to give.

Click on “Choose File” button and select the CSV file and “Open File”. Use the top three drop downs to give.

Select Ticker Field: **Ticker_ISIN**
 Select Date Field: **Date**
 Select Price Field: **Price**

If you are importing exchange rates tick “Process Currencies”. Then **Save Parameters** and **Load Data** to give the next screen

Note: Next time you use the extension the path and File Name will be remembered, so just click on

As of Date for new prices: **18/02/2018**

Select	Ticker	Date	Name	Last Update	Last Price	New Price
<input type="checkbox"/>	AAPL	15/05/2018	Apple Inc	15/05/2018	£139.10628079	138.14644724
<input type="checkbox"/>	FTSE:FSI	16/05/2018	.FTSE 100 Index	15/05/2018	INDEX7710.98000000	7739.28000000
<input type="checkbox"/>	GB0033772517	15/05/2018	Dimensional Emerging Mkt Core Equ Fd Inc	15/05/2018	£38.34000000	38.12000000
<input type="checkbox"/>	GB00B0CNH270	15/05/2018	Legal & General Global Health & Pharma Index I Dist	15/05/2018	£0.58290000	0.58760000
<input type="checkbox"/>	IE00BD2M9K78	14/05/2018	Equator ICAV UK Equ Fd C Dis	15/05/2018	£1.11000000	1.11000000
<input type="checkbox"/>	IFFF:LSE:GBX	16/05/2018	iShares MSCI AC Far East ex-Japan UCITS ETF	15/05/2018	£44.67000000	44.34000000
<input type="checkbox"/>	JPXG	16/05/2018	Lyxor JPX-Nikkei 400 (DR) UCITS ETF - C	15/05/2018	£132.62500000	132.24500000
<input type="checkbox"/>	LU0360612351	15/05/2018	Morgan Stanley Global Brands Fd ZX Dist	15/05/2018	£63.40494408	62.95912322
<input type="checkbox"/>	LU1391767743	15/05/2018	Fidelity Emerging Mkt Fd I Dist	15/05/2018	£1.50000000	1.48000000
<input type="checkbox"/>	XMRC:LSE:GBX	15/05/2018	Xtrackers MSCI Russia Capped Swap UCITS ETF	15/05/2018	£20.37750000	20.06000000
<input type="checkbox"/>	XS7R:LSE:GBX	16/05/2018	Xtrackers Stoxx Europe 600 Banks Swap UCITS E...	15/05/2018	£37.22000000	37.00500000
<input type="checkbox"/>	ADJI	16/05/2018	.Dow Jones Industrial Average	15/05/2018	INDEX24942.520000...	24706.41000000
<input type="checkbox"/>	BTC	16/05/2018	Cur.Bitcoin	15/05/2018	0.00015448	0.00016334
<input type="checkbox"/>	EUR	16/05/2018	Cur.Euro	15/05/2018	1.13423630	1.13970000
<input type="checkbox"/>	USD	16/05/2018	Cur.US Dollar	15/05/2018	1.35852960	1.35040000

Update Current Price **Save Selected Values**

Ticking this box selects all lines for import. Or tick individual boxes as required. *Next two selections, Security Price Loader only. Select the date to be used in the security history window for the new price. To add or update prices older than last dated price in Security Price History window untick ★“Update Current Price”, otherwise leave ticked.*

Click “Save Selected Values”.

Import rules: for each security. Imported digits must be in the same as the Security Currency.

QIF File Method

The disadvantage of this method is you can’t import exchange rates.

Using the QIF – Open as *.qif import method, will, if not already open, open the latest Moneydance data set to be worked on. If this is not the data set you want to import into, open the correct data set first. Also QIF files must have a files association with Moneydance for this to work.

Right click on any lines in the “Quote Sources Price” window and select QIF – Open as *.qif. **Wait - Wait** Moneydance will open, if not already running, in the Import QIF file window. Next to “Import To” use the dropdown to select a “Investment Account”. It can be any investment account, it does not have to contain all the securities you are importing prices for. The “Date Format” should be set to match that of the QIF file, MMDDYY, regardless of the date format set in Moneydance preference. Click OK.

Alternatively use QIF – Save then drag and drop the file into Moneydance Side Bar or click on FILES – IMPORT.

Note if a current price has already been entered then it will not be updated until a QIF file is imported on the following day, Moneydance normally allow only one current price update per day. See next page for import rules.

Import rules: for each security.

- If QIF import method is used it is recommended that you don't update more than once a week. Frequent updates can result in the Current and Last Dated Price being different.
- Any QIF price with a date that already exists in the Price History window will not be updated.
- Only a QIF price with a date that does not already exist in the Price History window will be added.
- QIF currency must be the same as the Security Currency.

Obtaining Security Symbols from Moneydance

The following approach uses the Portfolio report and a spread sheet to obtain a list of security symbols that can be imported into the programs "Quote Sources - Symbols" window.

1. In Moneydance in the side bar click on the report "Portfolio".
2. Click Edit, Reset, OK and then Copy to Clipboard.
3. Open your spread sheet program. The following is based on windows excel, however hopefully other spread sheets have the same capability.
4. In the spread sheet top left-hand cell click paste.
5. Delete all columns except the columns containing Security Names and Symbols.
6. Delete all rows that do not contain Symbols, including the row containing the word "Ticker".
7. You should now be left with a list of Security Names and their associated Symbols.
8. If you can see duplicate Symbols in the list proceed as follows (NOTE spread sheets other than excel may use a different set of commands, but hopefully the function will still be available).
 - a. Highlight the two columns containing Security Names and Symbols.
 - b. In the heading tabs click "Data" then "Remove Duplicates" and click OK, then OK.
9. If required, you can save the spread sheet for future reference.
10. Copy the column contain your symbols.
11. In the programs "Quote Sources" window right click and select EDIT – PASTE.
12. Add any attributes or extensions you require.
13. You can now save the symbol list as a text file. In the "Quote Sources" window right click and select FILE - SAVE AS.
14. Now you can run the program by clicking "Update Prices".

Setting the Decimal Place Range

Most securities return up to 4 decimal places whereas exchange rates can return more. You can set the range of DP's to be returned under EDIT – QUOTES – MINIMUM/MAXIMUM DECIMAL PLACES.

The default is 4-8. Returned values of less than the minimum will have trailing zeros added. Values with more than the maximum will be rounded and truncated. With the default setting 143.4 becomes 143.4000 whereas .0327964557 becomes 0.03279646. This approach helps readability in the results tabs.



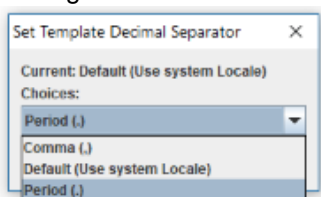
Additional Setup for User Whose Decimal Separator is a Comma “,” Instead of a Period “.”

In countries where the decimal Separator is a Comma “,” the program will generate a comma instead of a period “.” and use this in the various windows. However, Moneydance and the Security Price\History Loader extensions need for import purposes the Decimal Separator to be a period “.”

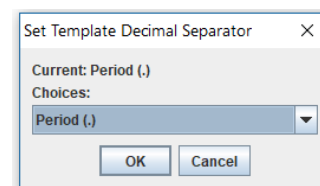
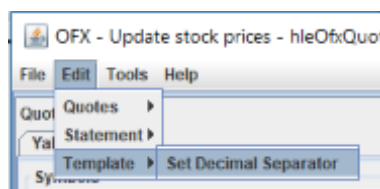
The program can be set to export a Period “.” Instead of a Comma “,” under

EDIT – TEMPLATE – SET DECIMAL SEPARATOR.

This gives the menu



Use the dropdown to select Period and then click OK



Now when you start the program and exported a QIF or CSV file the Decimal Separator in the exported file will be a period “.”

HAVE FUN