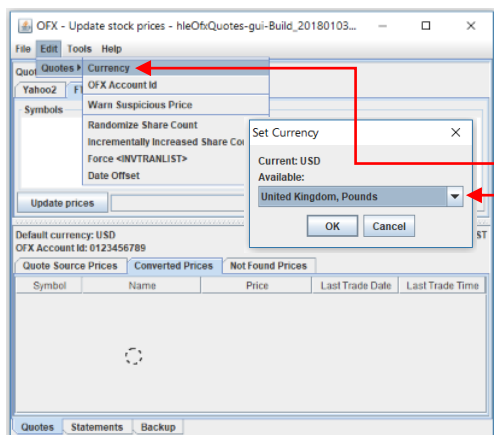


**Hleofxquotes Program used with Moneydance V4 - Created to hleofxquotes the Developer - At your own risk**

Like Moneydance this program is based on Java. Unlike Moneydance Java is not imbedded in the program. You need to install a copy of Java from <https://www.java.com> Make sure to install Java 1.8 or above.

Download a beta copy of the program “hleOfxQuotes-gui-Build\_20180103\_172.zip” from the developers site <https://github.com/hleofxquotes/hleofxquotes/tree/master/dist> Unzip the program to give hleOfxQuotes-gui-Build\_20180103\_172-exec.jar Create a short cut on your Desk Top.

**Quick Start Guide**



**First Setup**

1. Run the program, double click to give.
2. Set your local currency default under EDIT – QUOTES – CURRENCY using the dropdown for currency.
3. Enter your Symbol in the “Symbols” Window. Try both tabs to see which works best for you.
4. Click “Update prices”.
5. Done

**Running the program next time.**

1. Run the program, double click.
2. Click “Update prices”.
3. Done.

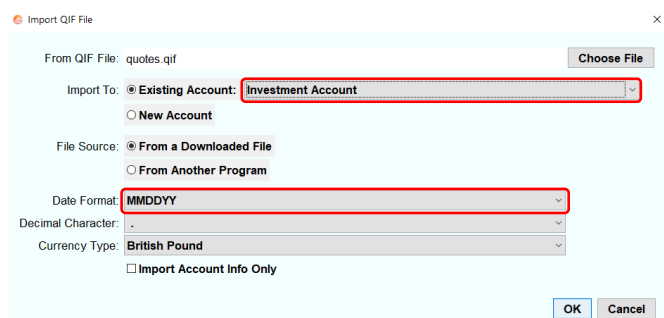
Less than 30 seconds to update your security prices and enter them into Moneydance

**Entering Quoted Prices into Moneydance**

1. Export the data as a QIF file. Right click on the “Quote Source Price” window and select QIF – SAVE and save a file.
2. Locate the saved QIF file and drag and drop it into the Side Bar area of Moneydance or click on FILES – IMPORT select the QIF file then OPEN.

I you want to import the data into Moneydance I would recommend doing a FILE – EXPORT BACKUP of your data set in Moneydance in case thing don't turn out as expected.

3. The Moneydance “Import QIF File” window will appear. Next to “Import To” use the dropdown to select a “Investment Account”. It can be any investment account, it does not have to contain all the securities you are importing prices for. The “Date Format” should be set to match that of the QIF file MMDDYY. Click OK. Note if a current price has already been entered then it will not be updated until a QIF file is imported on the following day, Moneydance seem to allow only one current price update per day.
4. DONE.



**Contents**

**Quick Start Guide**..... 1

**Detailed Guide and Advanced Features** ..... 2

**Introduction**..... 2

**Currency Atributes – Foreign Currency Quotes – Handling Pence and Pound Quotes**..... 3

**There are two methods of entering data into Moneydance.**..... 3

**The “Security Price Loader” Method**..... 4

**QIF File Method**..... 4

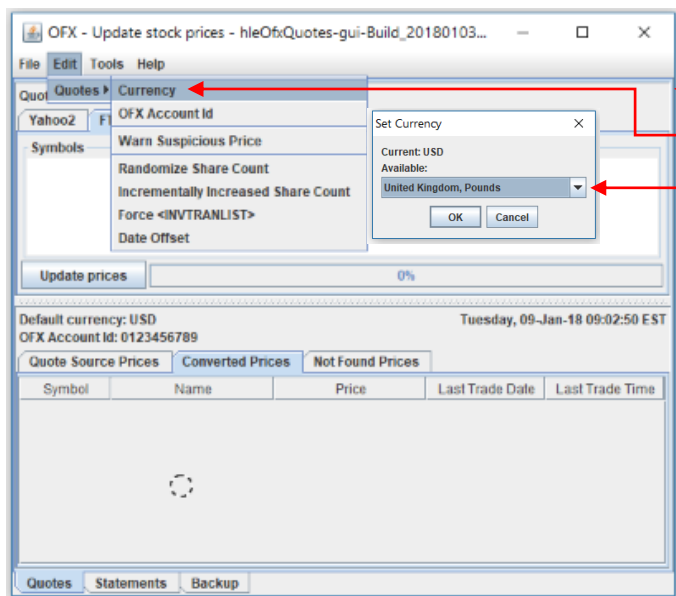
## Detailed Guide and Advanced Features

### Introduction

This stand-alone program was originally developed to help out users of MS Money when Microsoft stopped supporting that product. The developer is in the beta stages of adapting it to work with Moneydance. When I say beta, this build as far as I can see is very stable and the quotes very consistent. It provides quote for stocks & funds, from many stock exchanges. Only the feature that relate to Moneydance will be covered, those relating to MS Money will be ignored.

All my testing has been on a windows PC; however, the developer uses a Mac.

### Setup



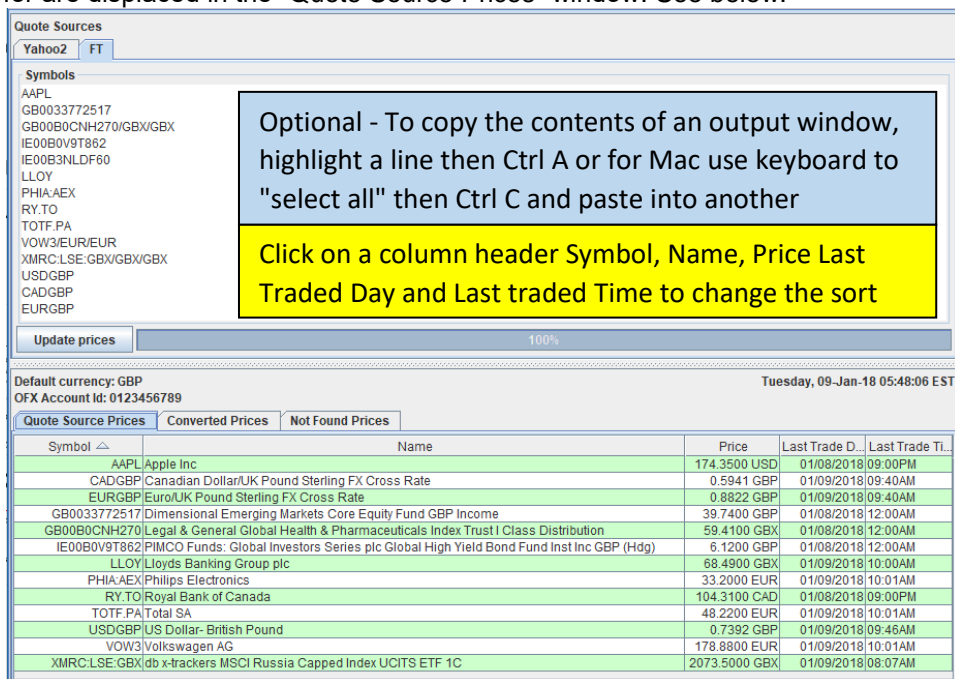
1. Run the program, double click to give.
2. Set your local currency default under EDIT – QUOTES – CURRENCY using the dropdown for currency.
3. Done

Remember this program was developed for MS Money so I will only cover the feature relevant to Moneydance. Select a “Quote Sources” above the Symbols window. Try both to see which works best for you.

Example of symbols  
 GB00BY7S9L81  
 IE00BSJCJ493  
 LU1251111065  
 IFFF:LSE:GBX  
 LLOY  
 AIR:PAR  
 TKAX:GER

The data returned is for the last traded date, not a history. It can be imported into Moneydance, updating the current price and adding a dated price in each security history window.

Enter the symbols in the symbol window. You can type them in. Right click in the symbol window and select EDIT – PASTE, pasting a copied list or FILE – OPEN to open a text file containing a symbol list. If the list is imported from a text file it can be turned into a readable list by right clicking in the symbol window and selecting EDIT - CLEAN UP. You can save the list by right clicking in the symbol window, selecting FILE–SAVE AS or SAVE to overwrite existing file. Click on “Update Prices” and watch the progress bar. When complete, the symbols that it was possible to find a quote for are displaced in the “Quote Source Prices” window. See below.



Optional - To copy the contents of an output window, highlight a line then Ctrl A or for Mac use keyboard to "select all" then Ctrl C and paste into another

Click on a column header Symbol, Name, Price Last Traded Day and Last traded Time to change the sort

Any symbols that do not return a quote are listed under the “Not Found Prices” tab.

Quote Source Prices	Converted Prices	Not Found Prices		
Symbol	Name	Price	Last Trade Date	Last Trade Time
IE00B3NLD60	IE00B3NLD60	0.0000	12/31/2017	12:46PM

Any symbol that does not return a price may simply be incomplete. Post symbol and security name for help.

## Currency Attributes – Foreign Currency Quotes – Handling Pence and Pound Quotes

Any quote price in a foreign currency will be converted to the default currency. For this to work you must enter a request for an exchange rate. E.g. USD to Pounds by entering this attribute USDGBP in a separate line in the symbol window. To prevent a conversion of a quote price in a foreign currency add a conversion attribute to the symbol. E.g. with a default currency of Pounds and the symbol quote price in USD add the conversion attribute /USD/USD. In the case of AAPL this would give AAPL/USD/USD. With a default currency of Pounds to prevent a Pence quote being converted to Pounds add /GBX/GBX. Less likely requirements are converting one foreign currency to another. Default currency USD quote price in CAD convert to GBP use /CAD/GBP. Exchange rate attribute must be included on a separate line CADGBP. Note to return an exchange rate using Yahoo2 a “=X” must be added to the attribute e.g. USDGBP=X

Quote Sources

Yahoo2 FT

Symbols

AAPL  
GB0033772517  
GB00B0CNH270/GBX/GBX ★  
IE00B0V9T862  
IE00B3NLDF60  
LLOY  
PHIA:AEX  
RY.TO  
TOTF.PA  
VOW3/EUR/EUR ★  
XMRC:LSE:GBX/GBX/GBX ★  
USDGBP  
CADGBP  
EURGBP

Symbol	Name	Price	Last Trade Date	Last Trade Time
AAPL	Apple Inc	128.8795 GBP	01/08/2018	09:00PM
CADGBP	Canadian Dollar/UK Pound Sterling FX Cross Rate	0.5941 GBP	01/09/2018	09:40AM
EURGBP	Euro/UK Pound Sterling FX Cross Rate	0.8822 GBP	01/09/2018	09:40AM
GB0033772517	Dimensional Emerging Markets Core Equity Fund GBP Income	39.7400 GBP	01/08/2018	12:00AM
GB00B0CNH270	Legal & General Global Health & Pharmaceuticals Index Trust I Class Distribution	59.4100 GBX	01/08/2018	12:00AM
IE00B0V9T862	PIMCO Funds: Global Investors Series plc Global High Yield Bond Fund Inst Inc GBP (Hdg)	6.1200 GBP	01/08/2018	12:00AM
LLOY	Lloyds Banking Group plc	0.6849 GBP	01/09/2018	10:00AM
PHIA:AEX	Philips Electronics	29.2890 GBP	01/09/2018	10:01AM
RY.TO	Royal Bank of Canada	61.9706 GBP	01/08/2018	09:00PM
TOTF.PA	Total SA	42.5397 GBP	01/09/2018	10:01AM
USDGBP	US Dollar- British Pound	0.7392 GBP	01/09/2018	09:46AM
VOW3	Volkswagen AG	178.8800 EUR	01/09/2018	10:01AM
XMRC:LSE:GBX	db x-trackers MSCI Russia Capped Index UCITS ETF 1C	2073.5000 GBX	01/09/2018	08:07AM

Update prices 100%

Default currency: GBP  
OFX Account Id: 0123456789 Tuesday, 09-Jan-18 05:48:06 EST

Quote Source Prices Converted Prices Not Found Prices

Symbol	Name	Price	Last Trade D...	Last Trade Ti...
AAPL	Apple Inc	174.3500 USD	01/08/2018	09:00PM
CADGBP	Canadian Dollar/UK Pound Sterling FX Cross Rate	0.5941 GBP	01/09/2018	09:40AM
EURGBP	Euro/UK Pound Sterling FX Cross Rate	0.8822 GBP	01/09/2018	09:40AM
GB0033772517	Dimensional Emerging Markets Core Equity Fund GBP Income	39.7400 GBP	01/08/2018	12:00AM
GB00B0CNH270	Legal & General Global Health & Pharmaceuticals Index Trust I Class Distribution	59.4100 GBX	01/08/2018	12:00AM
IE00B0V9T862	PIMCO Funds: Global Investors Series plc Global High Yield Bond Fund Inst Inc GBP (Hdg)	6.1200 GBP	01/08/2018	12:00AM
LLOY	Lloyds Banking Group plc	68.4900 GBX	01/09/2018	10:00AM
PHIA:AEX	Philips Electronics	33.2000 EUR	01/09/2018	10:01AM
RY.TO	Royal Bank of Canada	104.3100 CAD	01/08/2018	09:00PM
TOTF.PA	Total SA	48.2200 EUR	01/09/2018	10:01AM
USDGBP	US Dollar- British Pound	0.7392 GBP	01/09/2018	09:46AM
VOW3	Volkswagen AG	178.8800 EUR	01/09/2018	10:01AM
XMRC:LSE:GBX	db x-trackers MSCI Russia Capped Index UCITS ETF 1C	2073.5000 GBX	01/09/2018	08:07AM

The above example default currency is Pounds. All prices are in/converted to Pounds except ★ which remains in Pence and ★ which remains in Euros. However, the program will work just as well for other default currencies. With a default currency of USD use attributes such as /CAD/CAD, /EUR/EURO to prevent conversion. When conversion is required add an exchange rate attribute as appropriate USDCAD, USDUSD, USDGPB in separate lines. Any mix of default currencies and exchange rates attributes should work.

If you want to import the data into Moneydance I would recommend doing a FILE – EXPORT BACKUP of your data set in Moneydance in case things don't turn out as expected.

### There are two methods of entering data into Moneydance.

- The third-party extension “Security Price Loader” from Mike Bray.
- By directly importing a QIF file into Moneydance.

For the import to work a security with the same symbol must exist in Moneydance. You can however add a conversion code. e.g. LLOY.L in Moneydance and LLOY in program, use conversion code LLOY.L/LLOY (Result in “Converted Prices” tab). You can still add conversion attribute LLOY.L/LLOY/GBX/GBX

The advantage of the “Security Price Loader” is that you can also import exchange rates. Currency must be selected in Moneydance to “Show on summary page” under TOOLS – CURRENCIES select currency - EDIT. If you enter all your securities in one go using this extension then the date entered in each of the security history windows will be the date set in the extension. With the QIF method the date is the date returned as can be seen in the “Last Traded Date” column.

## The “Security Price Loader” Method.

Export the data as a CSV file. Right click on the “Quote Source Price” window and select MD – Save CSV to save a CSV file.

Download and install Mikes extension “securitypriceload.mxt” from Mike Bray at

<https://bitbucket.org/mikerb/moneydance-2015/downloads/> by dragging and dropping it into Moneydances side bar or by clicking on EXTENSIONS - MANAGE EXTENSIONS -ADD FROM FILE. It’s safe to install and you can ignore the warning message. Testing performed on build 2019.

Open the “Security Price Loader” extension under EXTENSIONS to give.

Click on “Choose File” button and select the CSV file and “Open File”.

Use the top two drop downs to give.

Select Ticker Field **Ticker\_ISIN**

Select Price Field **Price**

If you are importing exchange rates tick “Process Currencies”.

Click on “Load Data” to give.

As of Date for new prices:  
31/12/2017

Select	Ticker	Name	Last Update	Last Price	New Price	High	Low	Volume
<input type="checkbox"/>	AAPL	Apple Inc	31/12/2017	10.0000	125.1964	0.0	0.0	0
<input type="checkbox"/>	GB0033772517	Dimensional Emerging Markets Core Equity...	31/12/2017	1.0000	39.1300	0.0	0.0	0
<input type="checkbox"/>	GB00B0CNH270	Legal & General Global Health & Pharmace...	31/12/2017	1.0000	0.5922	0.0	0.0	0
<input type="checkbox"/>	IE00B0V9T862	PIMCO Funds: Global Investors Series plc ...	31/12/2017	1.0000	6.0800	0.0	0.0	0
<input type="checkbox"/>	LLOY	Lloyds Banking Group plc	31/12/2017	1.0000	0.6806	0.0	0.0	0
<input type="checkbox"/>	PHIA:AEX	Philips Electronics	31/12/2017	1.0000	27.9917	0.0	0.0	0
<input type="checkbox"/>	RY.TO	Royal Bank of Canada	31/12/2017	1.0000	60.3582	0.0	0.0	0
<input type="checkbox"/>	TOTF.PA	Total SA	31/12/2017	1.0000	40.8694	0.0	0.0	0
<input type="checkbox"/>	VOW3	Volkswagen AG	31/12/2017	1.0000	147.7244	0.0	0.0	0
<input type="checkbox"/>	XMRC:LSE:GBX	db x-trackers MSCI Russia Capped Index U...	31/12/2017	1.0000	1928.0000	0.0	0.0	0
<input type="checkbox"/>	CAD	Cur:Canadian Dollar	31/12/2017	1.6992	1.7007	0.0	0.0	0
<input type="checkbox"/>	EUR	Cur:Euro	31/12/2017	1.1264	1.1268	0.0	0.0	0
<input type="checkbox"/>	GBP	Cur:British Pound	00/00/0000	1.0000	0.0	0.0	0.0	0
<input type="checkbox"/>	USD	Cur:US Dollar	31/12/2017	1.3515	1.3517	0.0	0.0	0

Close Save Selected Values

Ticking this box selects all lines for import. Or tick individual boxes as required. Select the date to be used in the security history window for the new price.

Then click “Save Selected Values”. More information on other settings can be found on Mikes site.

## QIF File Method

The disadvantage of this method is you can’t import exchange rates.

Export the data as a QIF file. Right click on the “Quote Source Price” window and select QIF – SAVE and save a file.

Locate the saved QIF file and drag and drop it into the Side Bar area of Moneydance or click on FILES – IMPORT

From QIF File: quotes.qif

Import To: Existing Account: Investment Account

File Source: From a Downloaded File

Date Format: MMDDYY

Decimal Character: .

Currency Type: British Pound

OK Cancel

select the QIF file then OPEN. The Moneydance “Import QIF File” window will appear. Next to “Import To” use the dropdown to select a “Investment Account”. It can be any investment account, it does not have to contain all the securities you are importing prices for. The “Date Format” should be set to match that of the QIF file MMDDYY. Click OK. Note if a current price has already been entered then it will not be updated until a QIF file is imported on the following day, Moneydance seem to allow only one current price update per day.

DONE.